



2022 YEAR END REPORT

UBC SCIENCE CO-OP ANNUAL REPORT 2022/23

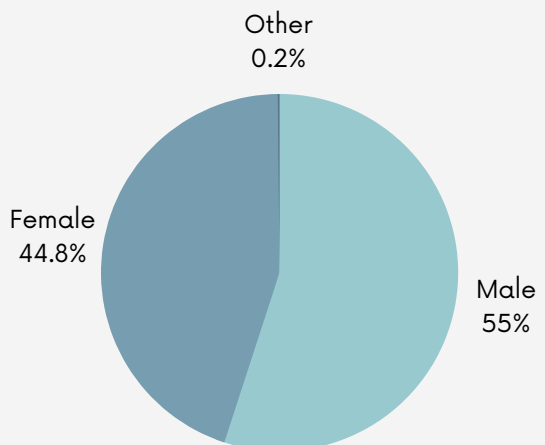
STUDENT STATISTICS

3016


2022/23 Total Placements



of BSc students in Science Co-op



Gender Stats



Active Students in the Co-op Program

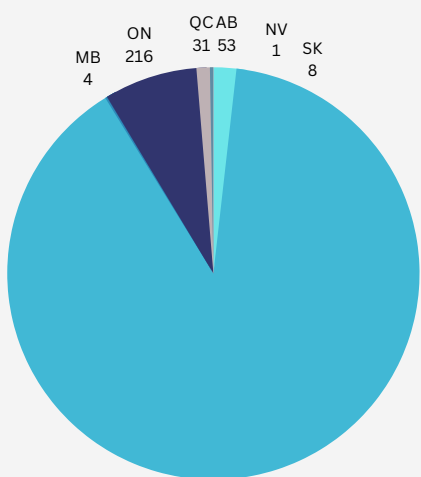
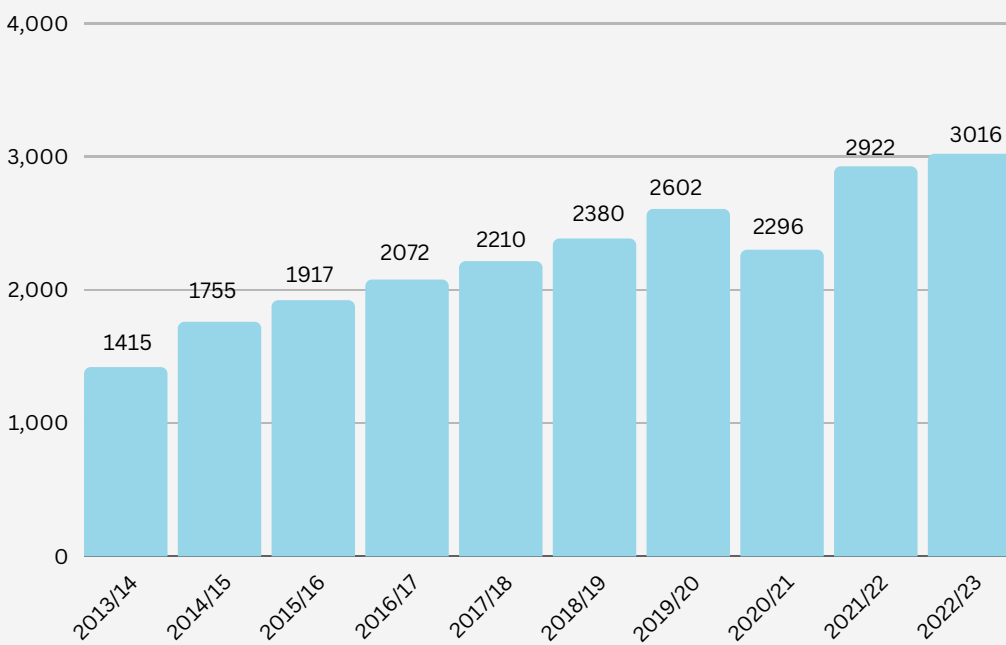
89%
of students rated their work term "Extremely Satisfied or Very Satisfied"

93%
of employers rated their experience with UBC Science Co-op as "Satisfied"

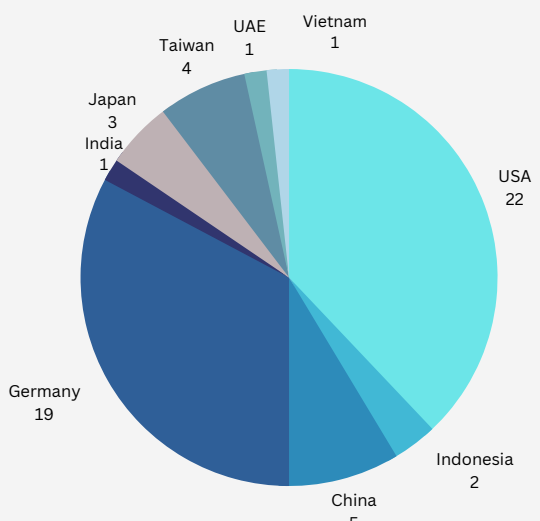
92%
of employers rated their Co-op student's performance as "Excellent or Very Good"



ANNUAL PLACEMENTS



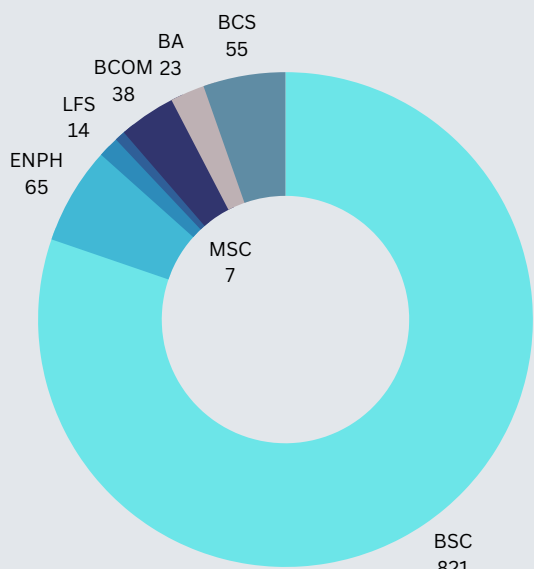
Domestic Placements



International Placements

662 Unique Hiring Employers

GRADUATION STATISTICS



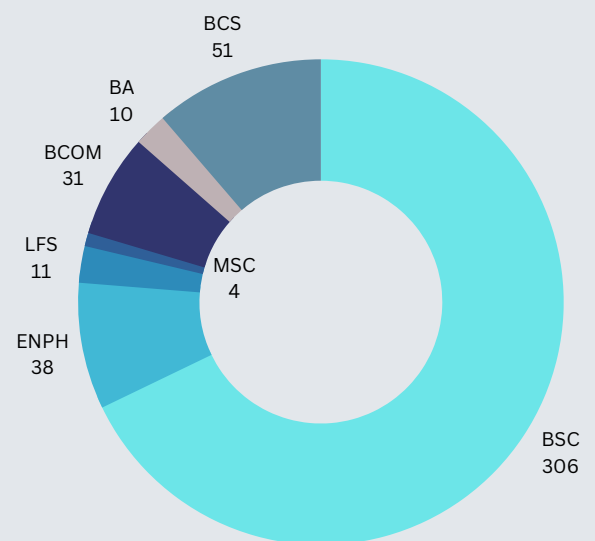
2023 Graduates

1023 Students



Students Receiving Co-op Designation

451 Students



DISCIPLINE TRENDS

Discipline	2020/21 Total	2021/22 Total	2022/23 Total	Growth Rate	% Change
ATSC	0	1	1	0	0%
BCS	160	233	202	-31	-13%
BIOC	85	95	136	41	43%
BIOL	154	205	220	15	7%
BIOP	13	9	6	-3	-33%
BIOT	38	44	31	-13	-30%
PSYC	30	60	81	21	35%
CAPS	30	52	47	-5	-10%
CHEM	79	91	86	-5	-5%
CMS	37	32	21	-11	-34%
COGS	24	31	24	-7	-23%
CPSC	834	1111	1192	81	7%
ENPH	196	213	192	-21	-10%
ENSC	13	31	32	1	3%
EOSC	11	15	28	13	87%
FCST	17	31	27	-4	-13%
GEOB	8	6	12	6	100%
ISCI	74	94	88	-6	-6%
LFS	92	105	71	-34	-32%
MATH	62	54	53	-1	-2%
MICB	166	182	213	31	17%
PCTH	24	42	51	9	21%
PHYS	81	80	100	20	25%
STAT	63	91	91	0	0%
STATG	5	14	11	-3	-21%
Total	2296	2922	3016	94	4%

*each data point reflects a 4 month work term