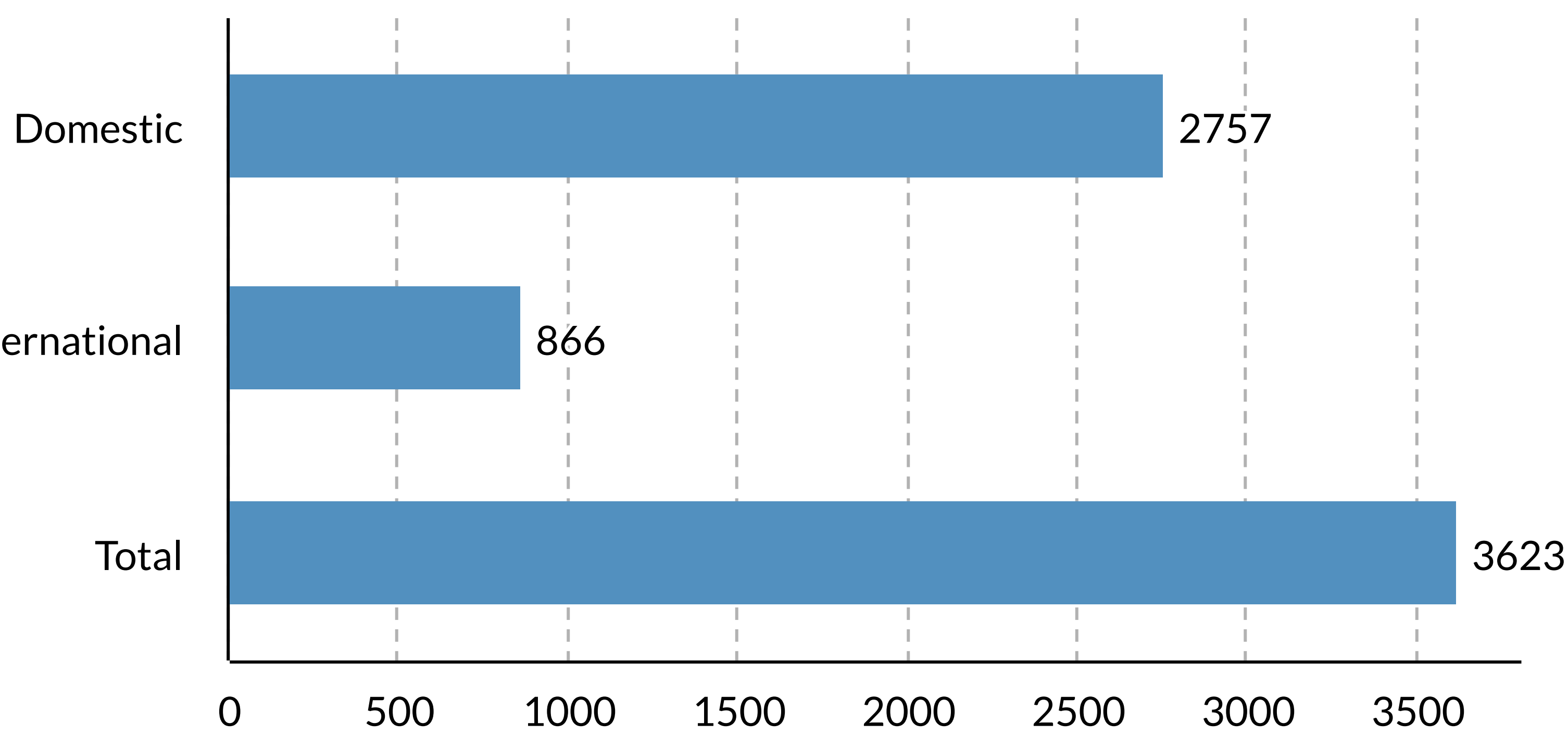


2021 YEAR END REPORT

UBC Science Co-op Annual Report 2021/22

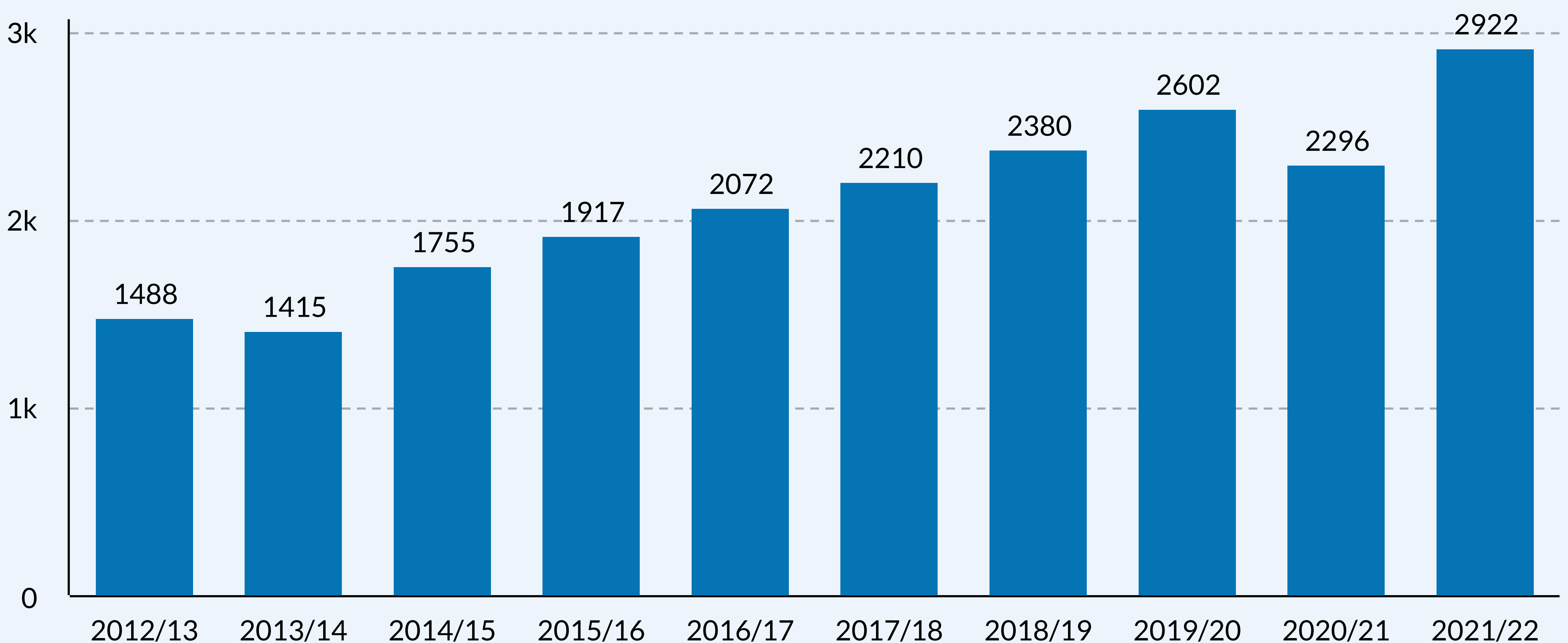


Active Co-op Students



20%
of BSc Students
are in Co-op

UBC Science Co-op Annual Placements 2012 - 2022



Employer Statistics

93%

Employer Satisfaction Rate on Student Performance

680

Unique Hiring Employers in 2021-22

94%

Employer Satisfaction with Science Co-op Program

Student Statistics



89%

of students rated their work term "Extremely Satisfied or Very Satisfied"

2922

2021/22 Total Placements

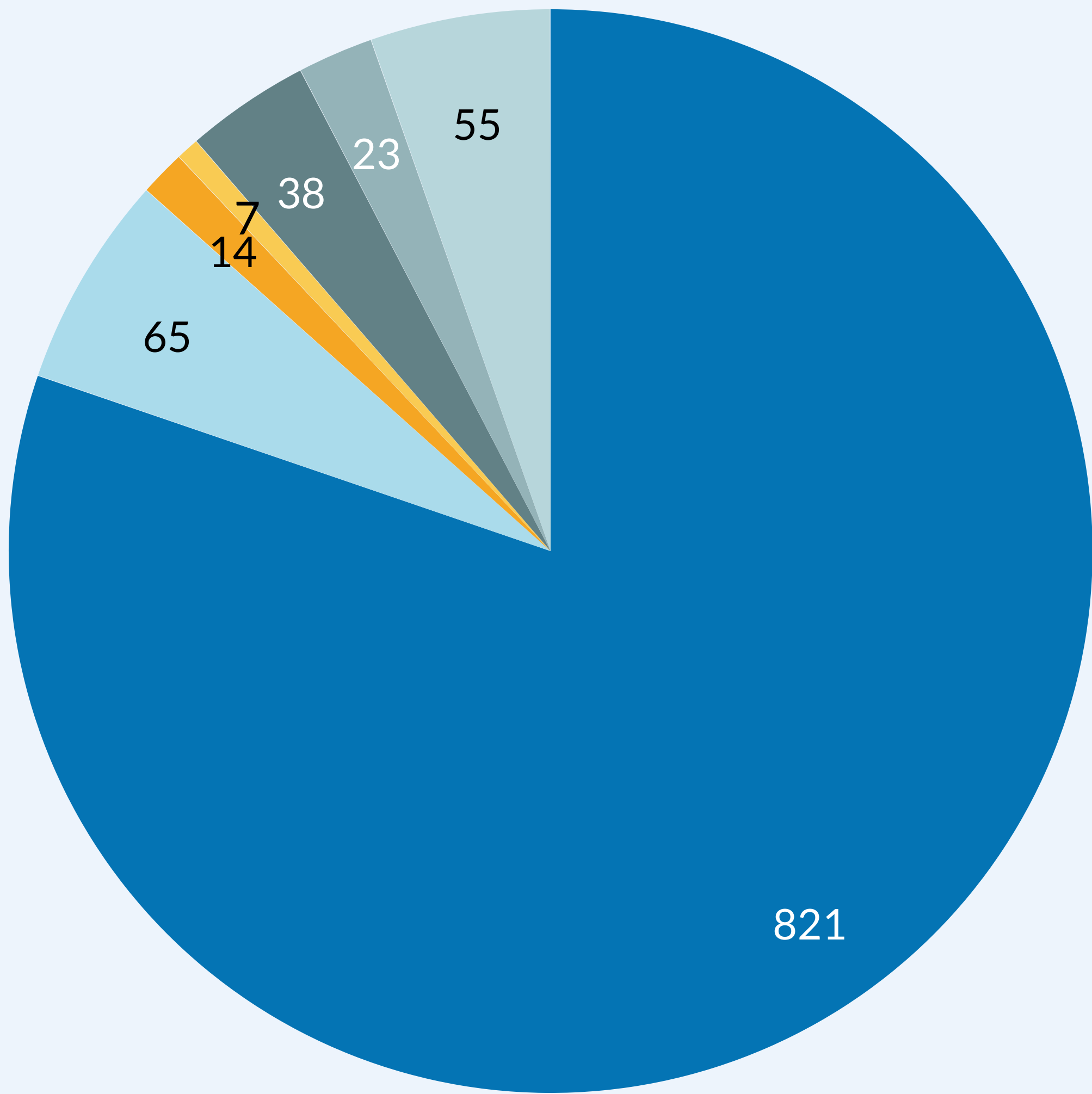
Discipline Trends

Discipline	2019/20 Total	2020/21 Total	2021/22 Total	Growth Rate	% Change
ATSC	0	0	1	1	100%
BCS	158	160	233	73	46%
BIOC	168	85	95	10	12%
BIOL	253	154	205	51	33%
BIOP	26	13	9	-4	-31%
BIOT	36	38	44	6	16%
PSYC	43	30	60	30	100%
CAPS	25	30	52	22	73%

CHEM	99	79	91	12	15%
CMS	47	37	32	-5	-14%
COGS	23	24	31	7	29%
CPSC	835	834	1111	277	33%
ENPH	196	196	213	17	9%
ENSC	38	13	31	18	138%
EOSC	4	11	15	4	36%
FCST	0	17	31	14	82%
GEOB	14	8	6	-2	-25%
ISCI	78	74	94	20	27%
LFS	93	92	105	13	14%
MATH	90	62	54	-8	-13%
MICB	164	166	182	16	10%
PCTH	28	24	42	18	75%
PHYS	98	81	80	-1	-1%
STAT	85	63	91	28	44%
STATG	1	5	14	9	180%
Total	2602	2296	2922	626	27%

* each data point reflects a 4 month work term


Graduate Statistics



2022 Graduates

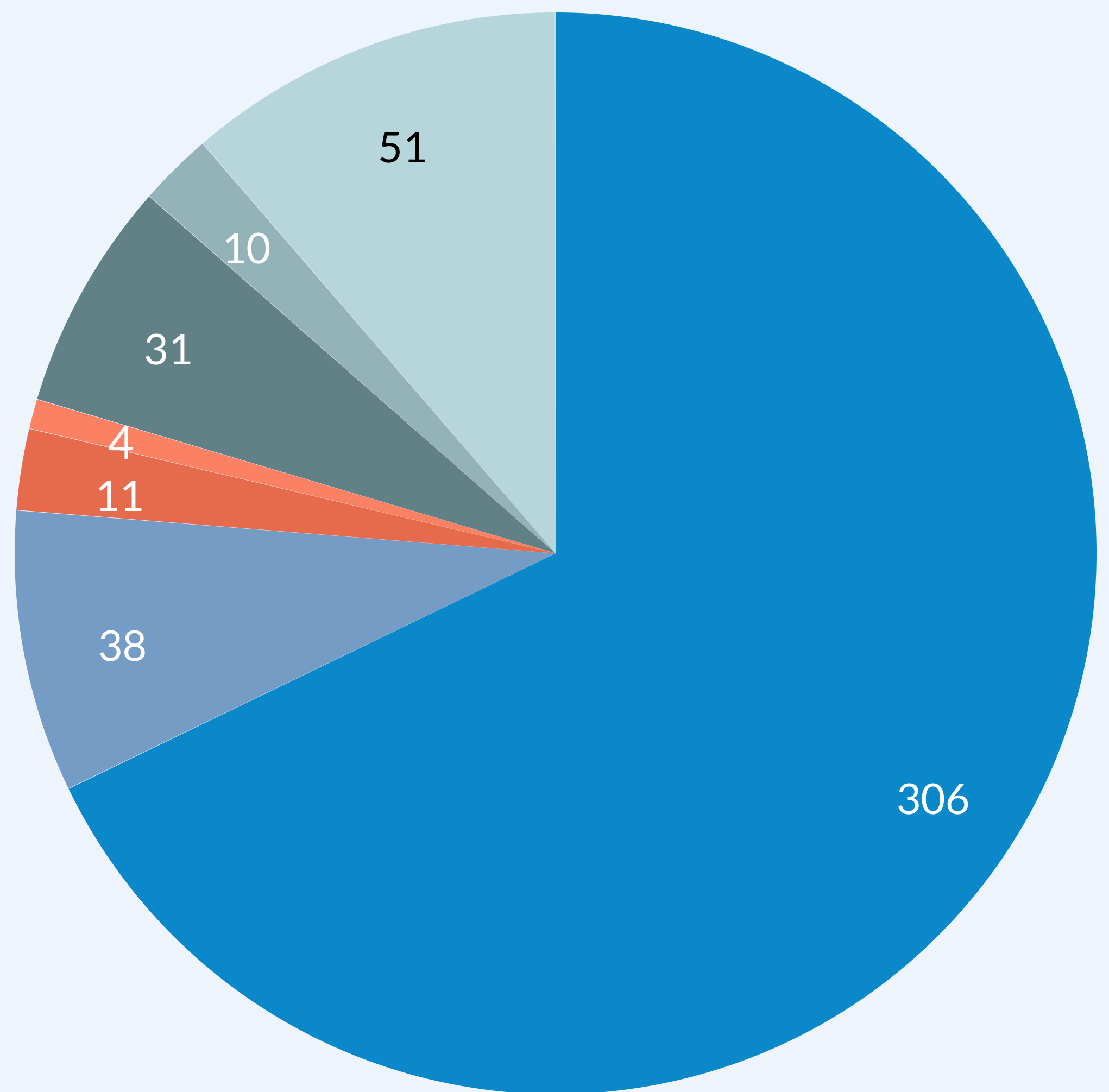
1023 Students

■ BSC (80.25%)
 ■ ENPH (6.35%)
 ■ LFSC (1.37%)
 ■ MSC (0.68%)
■ BCOM (3.71%)
 ■ BA (2.25%)
 ■ BCS (5.38%)



Students
Receiving Co-op
Designation

451 Students



■ BSC (67.85%)
 ■ ENPH (8.43%)
 ■ LFSC (2.44%)
 ■ MSC (0.89%)
■ BCOM (6.87%)
 ■ BA (2.22%)
 ■ BCS (11.31%)

